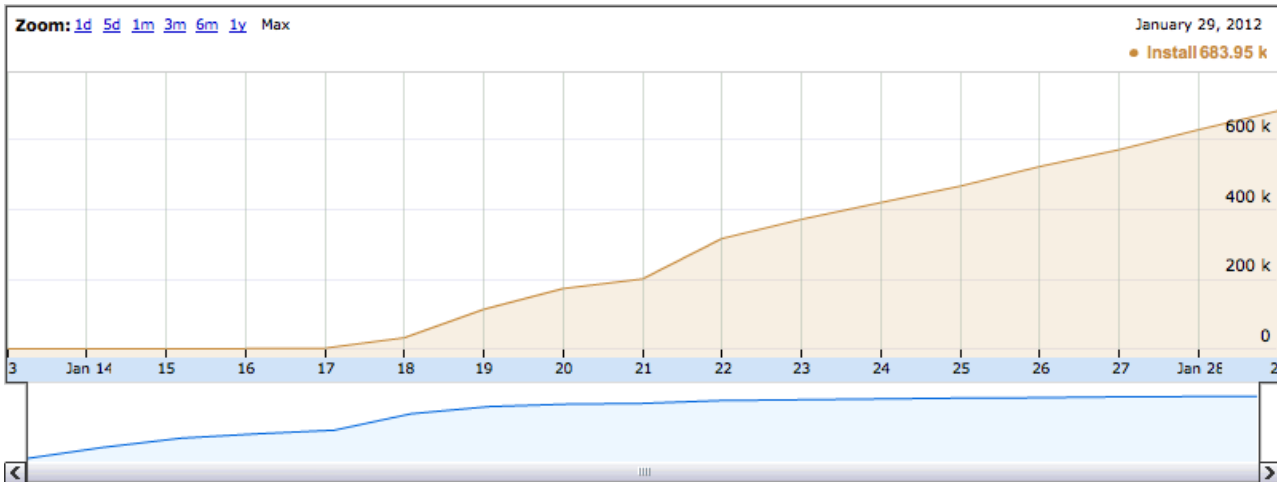


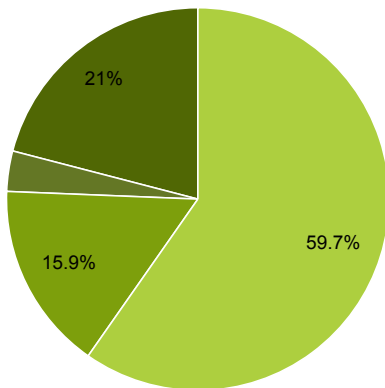


Total active installs of org.wikipedia



Attributes breakdown as of January 29, 2012

Platform version



org.wikipedia

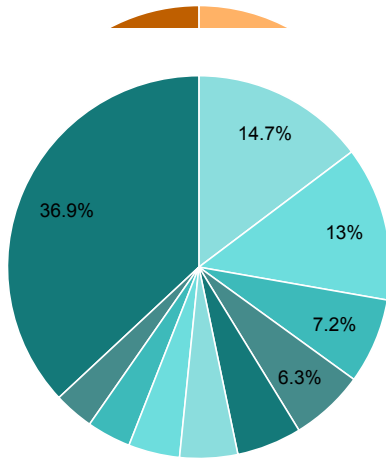
All apps in my category

Rank	Platform version	Percentage (Count)	Rank	Platform version	Percentage
1	Android 2.3.3+	59.7% (408,443)	1	Android 2.3.3+	48.8%
2	Android 2.2	15.9% (108,902)	2	Android 2.2	28.7%
3	Android 4.0	3.4% (23,318)	3	Android 2.1	11.2%
4	Android 4.0.3	2.3% (15,931)	4	Android 3.1	0.9%
5	Android 3.2	2.3% (15,913)	5	Android 3.2	0.8%
6	Android 3.1	1.8% (12,648)	6	Android 1.6	0.8%
7	Android 2.3	0.5% (3,415)	7	Android 2.3	0.5%
8	Android 3.0	0.1% (627)	8	Android 4.0	0.4%
9	Android 2.1	0.0% (242)	9	Android 1.5	0.4%
10			10	Android 4.0.3	0.4%

Device

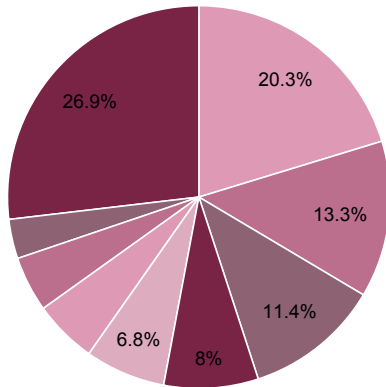
org.wikipedia

Rank	Device	Percentage (Count)
1	Samsung Galaxy S2	16.5% (113,051)
2	Samsung Galaxy Ace	4.7% (31,871)
3	Samsung Galaxy S	4.3% (29,709)
4	HTC Desire HD	2.4% (16,472)
5	Samsung Galaxy Mini	2.3% (15,958)
6	HTC Sensation 4G	2.3% (15,670)
7	Samsung Galaxy Note	2.2% (15,266)
8	Samsung Galaxy S Plus	2.1% (14,512)
9	Samsung Galaxy Nexus	2.1% (14,085)
10	Samsung Galaxy Y	2.0% (13,627)



org.wikipedia		All apps in my category	
1	United States 14.7% (100,634)	United States	32.9%
2	Germany 13.0% (89,219)	South Korea	10.0%
3	France 7.2% (49,381)	Japan	5.6%
4	Spain 6.3% (42,858)	India	3.5%
5	Italy 5.5% (37,521)	Germany	3.1%
6	United Kingdom 4.9% (33,404)	United Kingdom	3.1%
7	India 4.3% (29,668)	Russia	2.9%
8	Russia 3.7% (25,472)	Malaysia	2.3%
9	Japan 3.4% (23,127)	France	2.2%
10	Brazil 2.3% (15,889)	Taiwan	2.1%

Language



org.wikipedia		All apps in my category	
1	English (United States) 20.3% (138,735)	English (United States)	35.8%
2	German (Germany) 13.3% (90,638)	Korean (South Korea)	10.0%
3	English (United Kingdom) 11.4% (78,253)	English (United Kingdom)	8.3%
4	French (France) 8.0% (54,556)	Japanese (Japan)	5.5%
5	Spanish (Spain) 6.8% (46,428)	Russian (Russia)	3.6%
6	Italian (Italy) 5.4% (36,731)	German (Germany)	3.3%
7	Russian (Russia) 4.7% (32,056)	French (France)	2.7%
8	Japanese (Japan) 3.3% (22,794)	Chinese (Taiwan)	2.5%
9	Spanish (United States) 2.7% (18,771)	Spanish (United States)	2.5%
10	Portuguese (Brazil) 2.1% (14,641)	Spanish (Spain)	2.3%

Notes:

- Application statistics are updated daily.
- Total active installs represents the number of devices on which the application is currently installed. This is inclusive of updates.
- While tables will display values of 3% or less, these segments are grouped into the "Others" segment on the pie chart.
- "All apps in my category" represents a general aggregation of attributes from all applications in the same category in Android Market, for informational purposes only.

