


Introduction to Phabricator

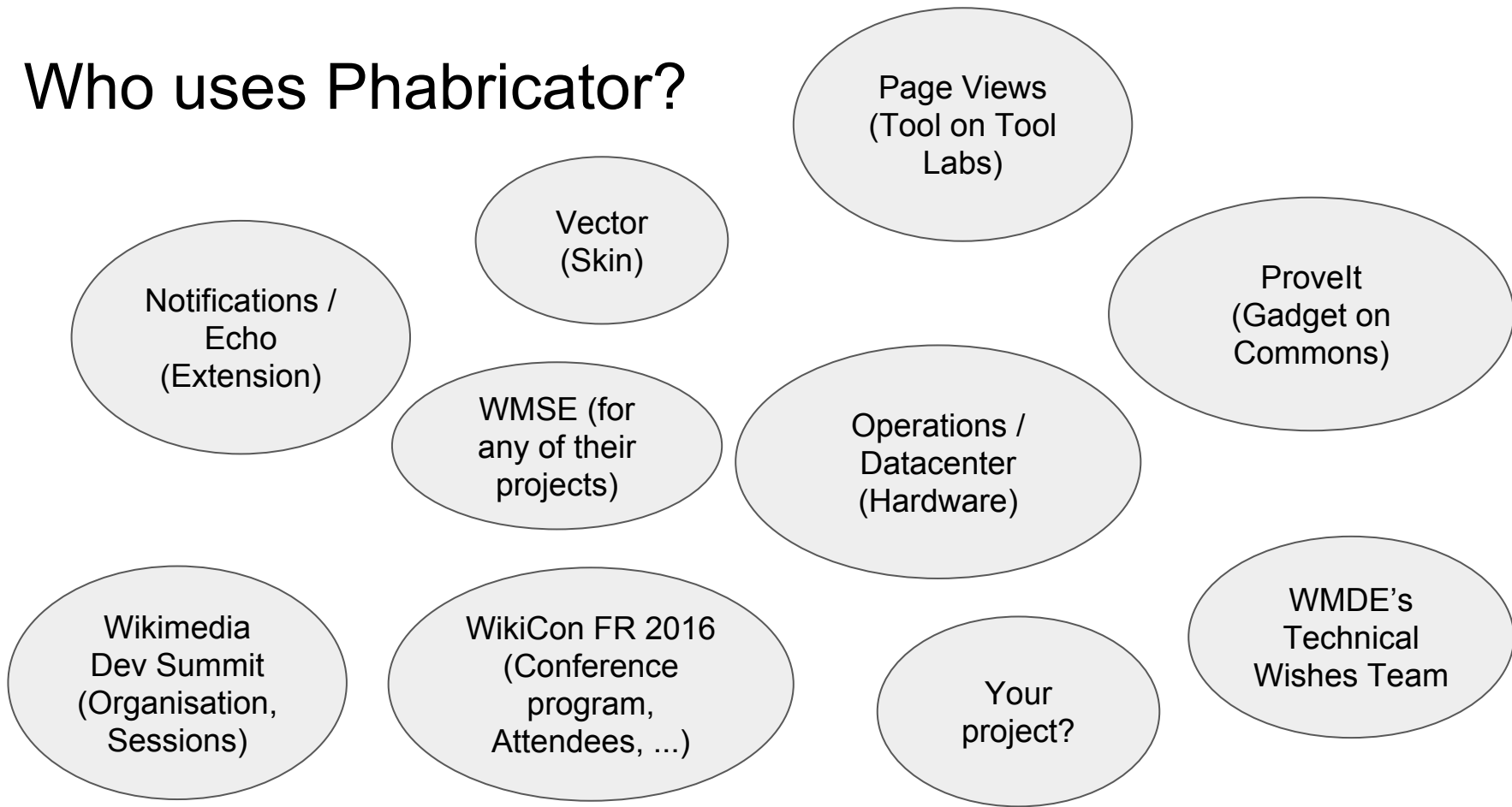
by Birgit Müller (WMDE), Andre Klapper (WMF)

Phabricator

- Project management tool, primarily for software projects
- Management of "tasks"
- Easier collaboration / working together



Who uses Phabricator?



Who uses Phabricator?

- Technically interested people, authors ...
- Developers
- Product managers
- Testers
- Deployers
- People doing communication
- Designers
- Translators
- Documentation writers
- Triagers
- Analysts
- Organizers of events
- ...

Tasks, Metadata fields, Projects


- Tasks (e.g. individual tasks, software bug reports, feature requests) with a description and further comments
- Associated projects (tags)
- Further metadata (Status, Priority, Assignee, Author, Subscribers, etc.)

! Make diff bars distinguishable

Open, Normal


Public

Tags

 Revision-Slider (Backlog)

 Design (Incoming)

 TCB-Team (Revision Slider)

 German-Community-Wishlist (Incoming)

 WMDE-Design (Incoming)

Subscribers

[WMDE-leszek](#), [Lea_WMDE](#), [Aklapper](#)

Assigned To



[Jan_Dittrich](#)

Authored By



[Lea_WMDE](#), Mon, Aug 15

Projects and teams

- If you want to develop something yourself, you need a project.
- Tasks get associated to projects.
- Projects can have members.






WMDE-Design  Group

✓ Active

Public

DESCRIPTION


Project of the design team from WMDE. Similar to  WMF-Design . Mostly working on design-related tasks for  Wikidata and  TCB-Team .

Members (13)

 View All



Lea_WMDE (Lea Voget)

 Product Manager




gabriel-wmde (Gabriel Birke)

 User



Abraham (Abraham Taherivand)

 Head of Software Development
WMDE

Projects and their workboards

- A project can have a workboard which simplifies planning.
- Workboards have columns. Tasks associated to the project are shown as cards in the columns.
- Drag and drop of cards is supported.

The screenshot displays a project workboard interface with a blue header and three columns. The header shows the breadcrumb path: **Projects > WMDE-Design > Workboard**. The columns are:

- Incoming (Default)**: Contains two task cards. The first card is titled "T137103 UI elements appear in the printing view" and has "Design" and "Wikidata" tags. The second card is titled "T139592 [Bug] Editing view has formatting issues in german language" and also has "Design" and "Wikidata" tags. A count of "13 | 0" is shown in the top right of this column.
- Ready to go**: Contains two task cards. The first card is titled "T134560 Incident poster" and has a profile picture of a woman. The second card is titled "T135844 Create Form for signing up up to the participants-who-want-to-usability-test" and has a "Design" tag and a profile picture of a man. A count of "4 | 0" is shown in the top right of this column.
- Doing**: Currently empty, indicated by a dashed rectangular box. A count of "0 | 0" is shown in the top right of this column.

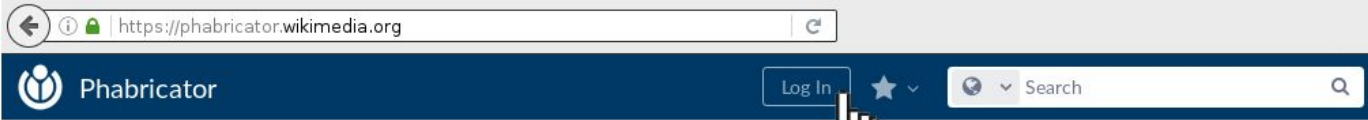

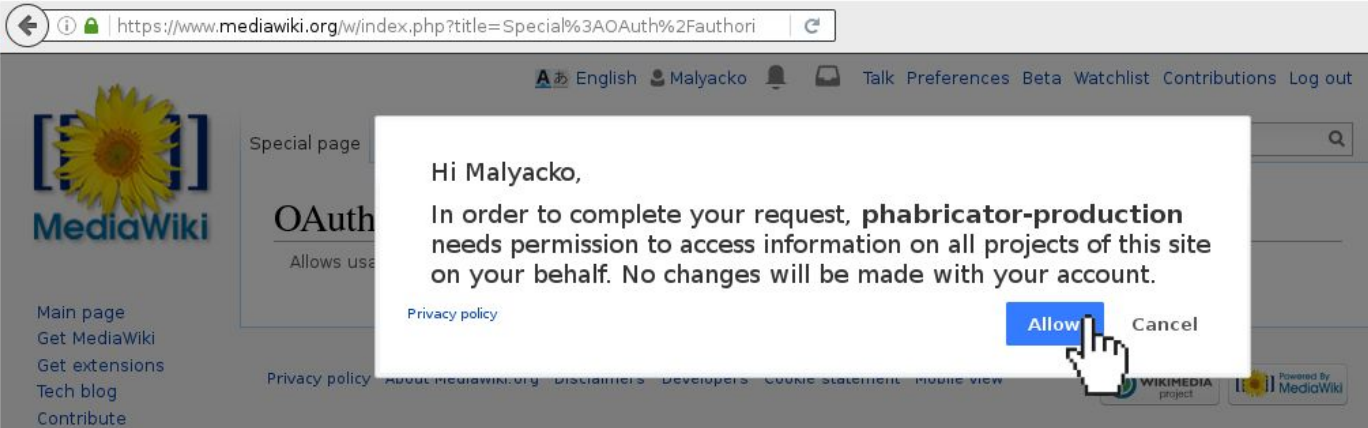
Setting priorities of tasks

- Priority values: needs triage, lowest, low, normal, high, unbreak now!
- Priorities express the urgency of a task.
- Maintainers, developers, product managers set the priorities.
- https://www.mediawiki.org/wiki/Phabricator/Project_management#Setting_task_priorities

Questions so far?

Practical part

Account registration

- Screenshot 1: A browser window showing the Phabricator homepage. The address bar contains <https://phabricator.wikimedia.org>. The page header includes the Phabricator logo, a "Log In" button, a search bar, and a star icon. A hand cursor is pointing at the "Log In" button.
- Screenshot 2: A browser window showing the Phabricator authentication page. The address bar contains <https://phabricator.wikimedia.org/auth/start/?next=%2F>. The page header includes the Phabricator logo, a search bar, and a star icon. Below the header, there is a breadcrumb "Auth > Login" and a main heading "Log in or register to Wikimedia Phabricator". A button labeled "Login or Register" with the MediaWiki logo is visible. A hand cursor is pointing at the "Login or Register" button.
- Screenshot 3: A browser window showing the MediaWiki OAuth permission dialog. The address bar contains <https://www.mediawiki.org/w/index.php?title=Special%3AOAuth%2Fauthori>. The page header includes the MediaWiki logo, a search bar, and a star icon. Below the header, there is a breadcrumb "Special page" and a main heading "OAuth". A dialog box is displayed in the center of the screen with the following text: "Hi Malyacko, In order to complete your request, **phabricator-production** needs permission to access information on all projects of this site on your behalf. No changes will be made with your account." Below the text, there are two buttons: "Allow" and "Cancel". A hand cursor is pointing at the "Allow" button.

https://www.mediawiki.org/wiki/Phabricator/Help#Creating_your_account


Account registration

4. <https://phabricator.wikimedia.org/auth/register/12345678901234567890>

Phabricator

Auth > Register > MediaWiki

Phabricator Registration

External Account  **"mediawiki" User**
MediaWiki Account · 123456789
<https://www.mediawiki.org/w/index.php?title=User:Malyacko>

Phabricator Username

Also Known As

Email Required

5. <https://phabricator.wikimedia.org>

Phabricator

24

Search

https://www.mediawiki.org/wiki/Phabricator/Help#Creating_your_account

User profile

The screenshot shows a web browser window with the URL `https://phabricator.wikimedia.org/p/Malyacko/`. The page header includes the Phabricator logo, a notification bell with '24', a search bar, and a user profile picture. The left sidebar contains navigation links: Malyacko, Open Tasks, Revisions, Commits, and Manage. The main content area displays the user profile for 'Malyacko (AKlapper PERSONAL)', including a 'VOLUNTEER' badge, a bio, and a 'Recent Activity' section. The bio states: 'Personal account of Andre Klapper (WMF). For my alter ego at the Wikimedia Foundation, see @Aklapper .'. The 'Recent Activity' section shows a creation event on June 16, 2016, at 3:33 PM, involving 'Reading-Web-Backlog', 'TextExtracts', and 'Hovercards'. The right sidebar contains sections for 'Projects' (Security-Team), 'Calendar' (Today, Tomorrow, Saturday), and 'Recent Activity'.

Phabricator 24 Search

People > Malyacko

Malyacko (AKlapper PERSONAL)
User

User Since Nov 20 2014, 10:56 PM (92 w, 6 d)
Status Available
LDAP User Unknown
MediaWiki User [Malyacko](#)

Personal account of Andre Klapper (WMF).
For my alter ego at the Wikimedia Foundation, see [@Aklapper](#) .

Recent Activity

Jun 16 2016

Malyacko created `T137971: "f1" prefix in Hovercards text for specific page on de.wp.`

Jun 16 2016, 3:33 PM · Reading-Web-Backlog, TextExtracts, Hovercards

Jun 3 2016

Projects

[Security-Team](#)
Group

Calendar

Today

Clear sailing ahead.

Tomorrow

Clear sailing ahead.

Saturday

Clear sailing ahead.



Filing a task

Report Security Issues

Create Task

Browse Source Code

Browse Events

Edit Favorites



+ Create Task (Simple)

Task

Well-written tasks with enough information get fixed faster: [How to write a good bug report.](#)

Title Required

Assigned To

Description **B I T**

Tags

Subscribers

Creating a software bug report or a feature request

- https://www.mediawiki.org/wiki/How_to_report_a_bug

Requesting/creating your own project

- https://www.mediawiki.org/wiki/Phabricator/Creating_and_renaming_projects
- Special permission required to create projects yourself.
- Create a task to request a project. Someone will create it for you.

+ Create Project

Configure Form

Project

Name Required

Description **B I T**

A MediaWiki extension that provides a kitchen sink (that does not leak) via a Special page.

Icon

Color

Additional Hashtags

Initial Members

Visible To

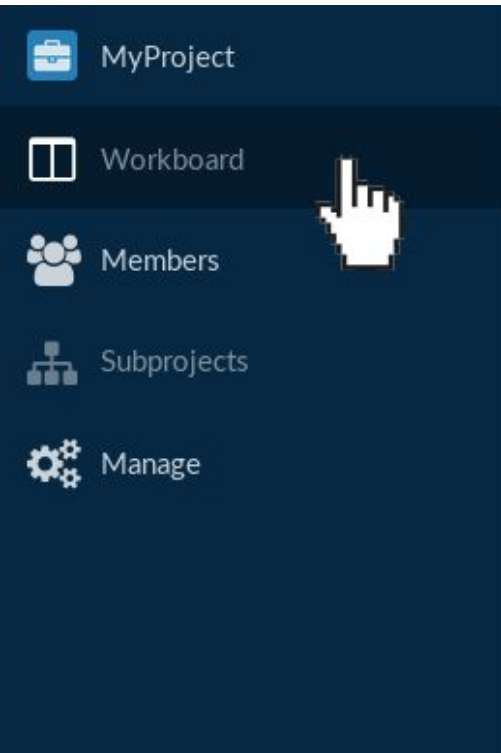
Editable By

Joinable By



(only if the user has permissions to create a project)

Creating the workboard of the project



Projects > MyProject > Workboard

Create Workboard

The workboard for this project has not been created yet.

Columns **New Empty Board**

Create a new board with just a backlog column.

Import Columns

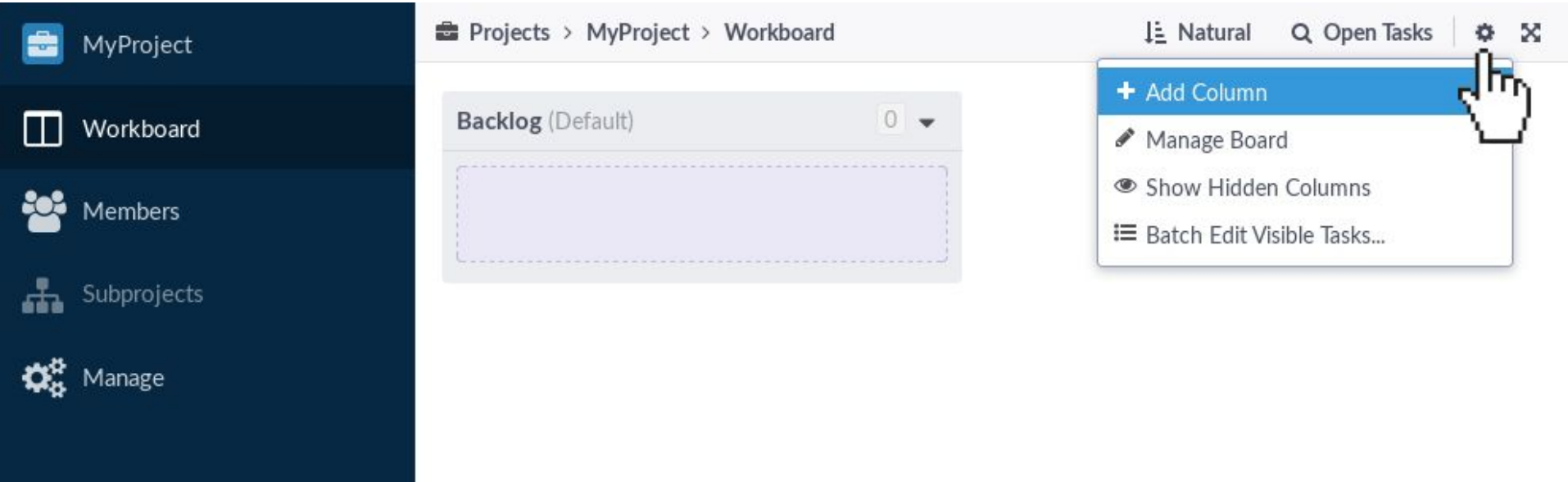
Import board columns from another project.

Make Default Make the workboard the default view for this project.

Cancel

Create Workboard

Configuring the workboard of the project



The screenshot displays a software interface for configuring a project workboard. On the left is a dark blue sidebar with navigation options: MyProject, Workboard, Members, Subprojects, and Manage. The main area shows a breadcrumb path: Projects > MyProject > Workboard. Below this is a 'Backlog (Default)' section with a task count of 0. On the right, a settings menu is open, showing options: Add Column, Manage Board, Show Hidden Columns, and Batch Edit Visible Tasks... A hand cursor is pointing at the 'Add Column' option.

MyProject

Workboard

Members

Subprojects

Manage

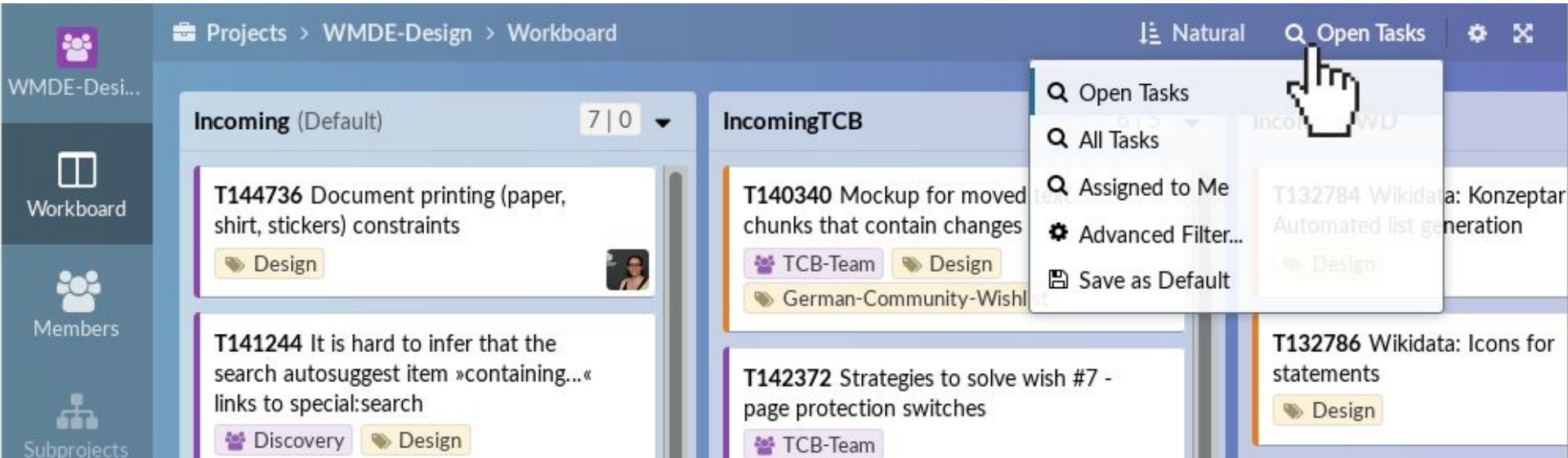
Projects > MyProject > Workboard

Natural Open Tasks

Backlog (Default) 0

- + Add Column
- Manage Board
- Show Hidden Columns
- Batch Edit Visible Tasks...

Sorting or filtering the content of a workboard



The screenshot displays a workboard interface for a project named "WMDE-Design". The breadcrumb navigation shows "Projects > WMDE-Design > Workboard". The interface is divided into several columns, each representing a different task list. The first column is titled "Incoming (Default)" and shows 7 tasks. The second column is titled "IncomingTCB" and shows 0 tasks. A third column is partially visible, titled "Incoming WDU".

In the top right corner, there is a search icon and the text "Open Tasks". A mouse cursor is hovering over this search icon, which has opened a dropdown menu with the following options:

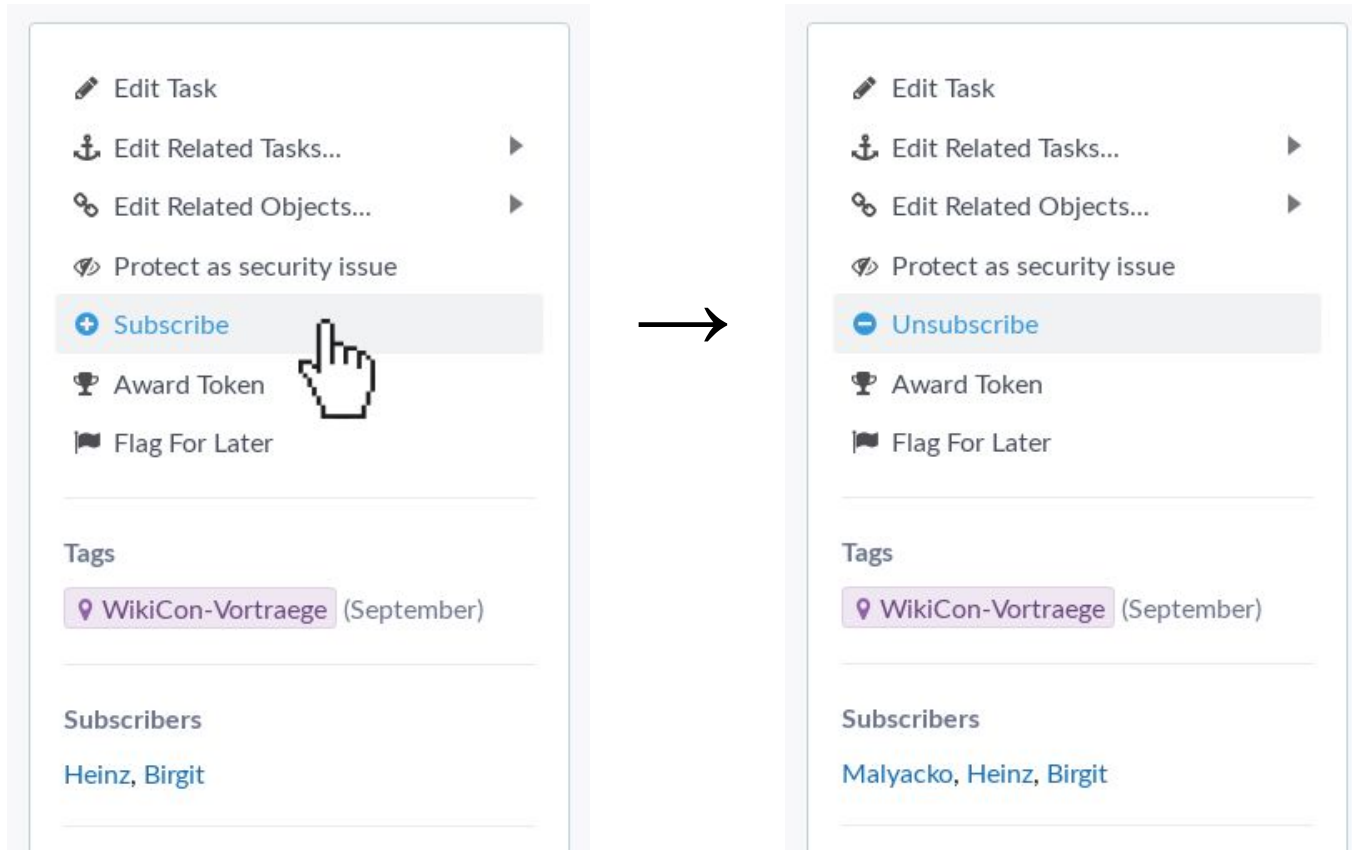
- Open Tasks
- All Tasks
- Assigned to Me
- Advanced Filter...
- Save as Default

The workboard contains several task cards, each with a title, a description, and a category tag. For example, in the "Incoming (Default)" column, there is a task titled "T144736 Document printing (paper, shirt, stickers) constraints" with a "Design" tag. In the "IncomingTCB" column, there is a task titled "T140340 Mockup for moved chunks that contain changes" with "TCB-Team" and "Design" tags. In the "Incoming WDU" column, there is a task titled "T132784 Wikidata: Konzeptar Automated list generation" with a "Design" tag. In the bottom right, there is a task titled "T132786 Wikidata: Icons for statements" with a "Design" tag.

Following activity in tasks or projects interesting you

- Receiving notifications about activity / changes: Via email or in the upper left corner of Phabricator (bell symbol)
- Preferences: <https://phabricator.wikimedia.org/settings/> → Email Preferences
- Individual tasks: “Subscribe”
- Projects (and all their associated tasks): “Watch”

Following activity in individual tasks



The diagram illustrates the process of following activity in individual tasks. It shows two side-by-side panels connected by a right-pointing arrow, representing a state change in a user interface.

Left Panel (Initial State):

- Edit Task
- Edit Related Tasks... ▶
- Edit Related Objects... ▶
- Protect as security issue
- Subscribe** (highlighted with a hand cursor)
- Award Token
- Flag For Later

Tags:

- WikiCon-Vortraege (September)

Subscribers:

- Heinz, Birgit

Right Panel (Final State):

- Edit Task
- Edit Related Tasks... ▶
- Edit Related Objects... ▶
- Protect as security issue
- Unsubscribe** (highlighted)
- Award Token
- Flag For Later

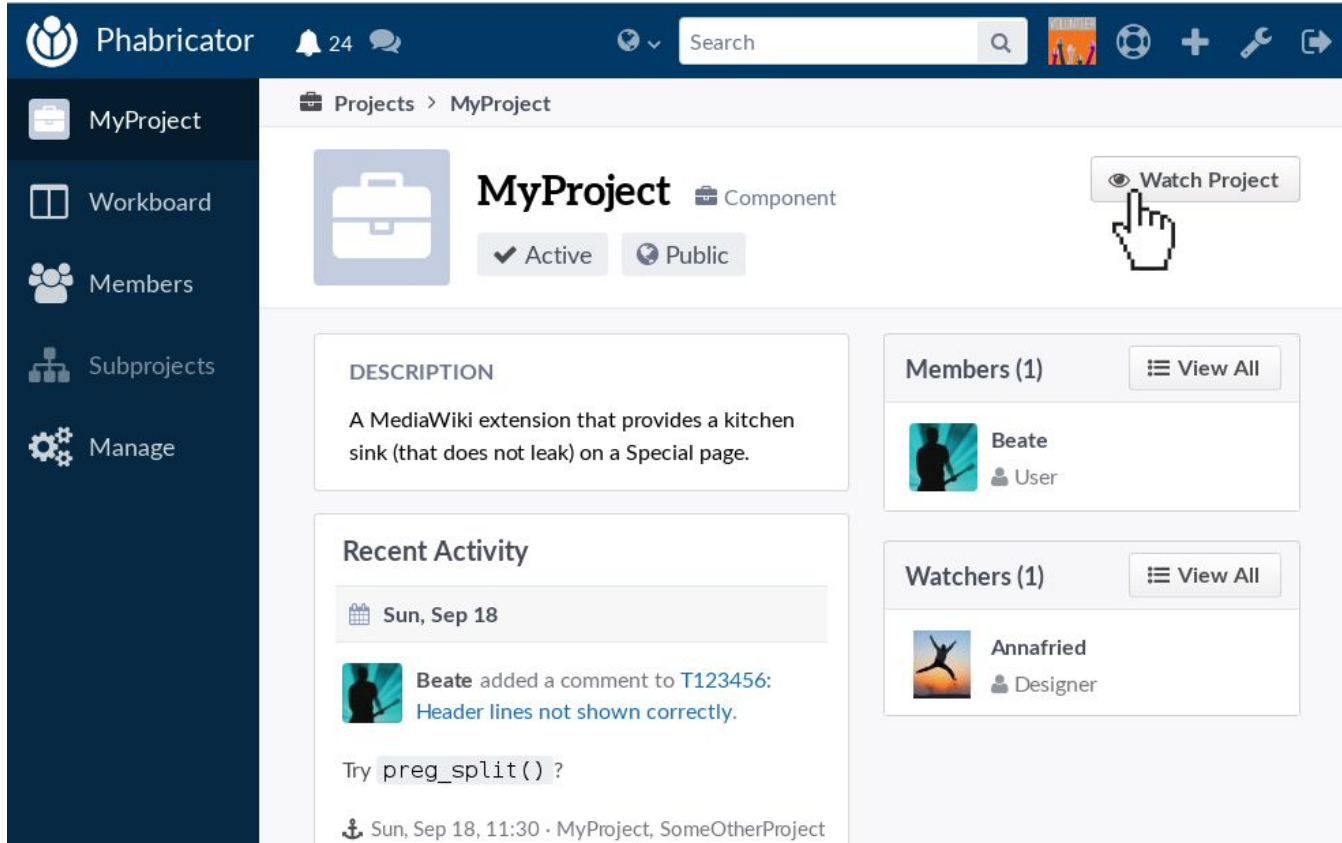
Tags:

- WikiCon-Vortraege (September)

Subscribers:

- Malyacko, Heinz, Birgit

Following activity in projects



The screenshot shows the Phabricator interface for a project named 'MyProject'. The top navigation bar includes the Phabricator logo, a notification bell with '24', a search bar, and various utility icons. The left sidebar contains navigation links for 'MyProject', 'Workboard', 'Members', 'Subprojects', and 'Manage'. The main content area shows the project details for 'MyProject', which is a 'Component' that is 'Active' and 'Public'. A 'Watch Project' button with an eye icon is highlighted by a hand cursor. Below this, there are sections for 'DESCRIPTION', 'Members (1)', 'Recent Activity', and 'Watchers (1)'. The 'Recent Activity' section shows a comment by 'Beate' on 'T123456' regarding 'Header lines not shown correctly.' and a code snippet 'preg_split() ?'. The 'Watchers' section lists 'Annafried' as a 'Designer'.

Phabricator

24

Search

Projects > MyProject

MyProject Component

Active Public

Watch Project

DESCRIPTION

A MediaWiki extension that provides a kitchen sink (that does not leak) on a Special page.

Members (1) View All

Beate User

Recent Activity

Sun, Sep 18

Beate added a comment to T123456: Header lines not shown correctly.

Try `preg_split()` ?

Watchers (1) View All

Annafried Designer

Sun, Sep 18, 11:30 · MyProject, SomeOtherProject



Following activity in projects

The screenshot displays the Phabricator interface for a project named 'MyProject'. The top navigation bar includes the Phabricator logo, a notification bell with '24', a search bar, and utility icons. A left sidebar contains navigation links for 'MyProject', 'Workboard', 'Members', 'Subprojects', and 'Manage'. The main content area shows the project details for 'MyProject', which is a 'Component' that is 'Active' and 'Public'. It features sections for 'DESCRIPTION', 'Recent Activity', 'Members (1)', and 'Watchers (2)'. The 'Recent Activity' section shows a recent event where 'Malyacko' added a watcher for the project on Monday, September 19, at 15:47. The 'Members' and 'Watchers' sections list users 'Beate' and 'Annafried' respectively.

Phabricator 🔔 24

MyProject 📁 Component 👁️ Unwatch Project

✓ Active 🌐 Public

DESCRIPTION

A MediaWiki extension that provides a kitchen sink (that does not leak) on a Special page.

Recent Activity

Today

Malyacko added a watcher for [MyProject: Malyacko](#).

Mon, Sep 19, 15:47

Sun, Sep 18

Members (1) ☰ View All

Beate
User

Watchers (2) ☰ View All

Malyacko (Malyacko)
User

Annafried
Designer

Help and further information

- <https://www.mediawiki.org/wiki/Phabricator/Help>
- https://www.mediawiki.org/wiki/Phabricator/Project_management
- https://www.mediawiki.org/wiki/Phabricator/Creating_and_renaming_projects
- https://www.mediawiki.org/wiki/How_to_report_a_bug

Credits

- https://commons.wikimedia.org/wiki/File:Phacility_phabricator_logo.svg
- <https://phabricator.wikimedia.org/>
- <https://www.mediawiki.org>